

# **International Trade in Services Statistics in TurkStat**

**2 June 2021**

## International Trade in Service Statistics in Turkey

- Central Bank of the Republic of Turkey has been compiling ITSS **monthly** on the **main services types** within the Balance of Payments Statistics.
- There is a need on bilateral and all the services detail in the Extended Balance of Payments (EBOPS) classification data on ITSS from policy makers and international institutions.
- From **2016 reference year** TurkStat compiles data **annually** by using questionnaire on **imports and exports in country and types of all the services** detail (except Travel) in EBOPS, from the resident enterprises who engaged in international services trade.
- Travel service is compiled by Tourism Statistics Group in TurkStat.

# International Trade in Service Statistics in Turkey


TurkStat compiles ITSS by

- Conducting ITSS Survey
- Estimating – import value of freight services
- Estimating ITS of the enterprises not observed in ITSS survey by using VAT
- Other sources

# Dissemination

ITSS is disseminated by

- Press release
  - Statistical Tables
  - Databases
    - All data requirements in Balance of Payments Vademecum is provided in the database.
- link: <https://data.tuik.gov.tr/Kategori/GetKategori?p=dis-ticaret-104&dil=1>



**Foreign Trade**  
**156**

**Subcategories**

- ☐ Foreign Trade Statistics 93
- ☒ International Trade in Services Statistics 9
- ☐ Foreign Trade Statistics by Enterprise Characteristics 12
- ☐ Foreign Trade Indices 42

**Select the Year/Years**

- ☐ 2021 ☐ 2020 ☐ 2019 ☐ 2018 ☐ 2017 ☐ 2016
- ☐ 2015 ☐ 2014 ☐ 2013 ☐ 2012 ☐ 2011

**Select Level**

- ☐ Turkey

**Archive**

- ☐ Search Archive

156 record found.

Press Release 2 Statistical Tables 5 Databases 1 Reports 0 Metadata 1

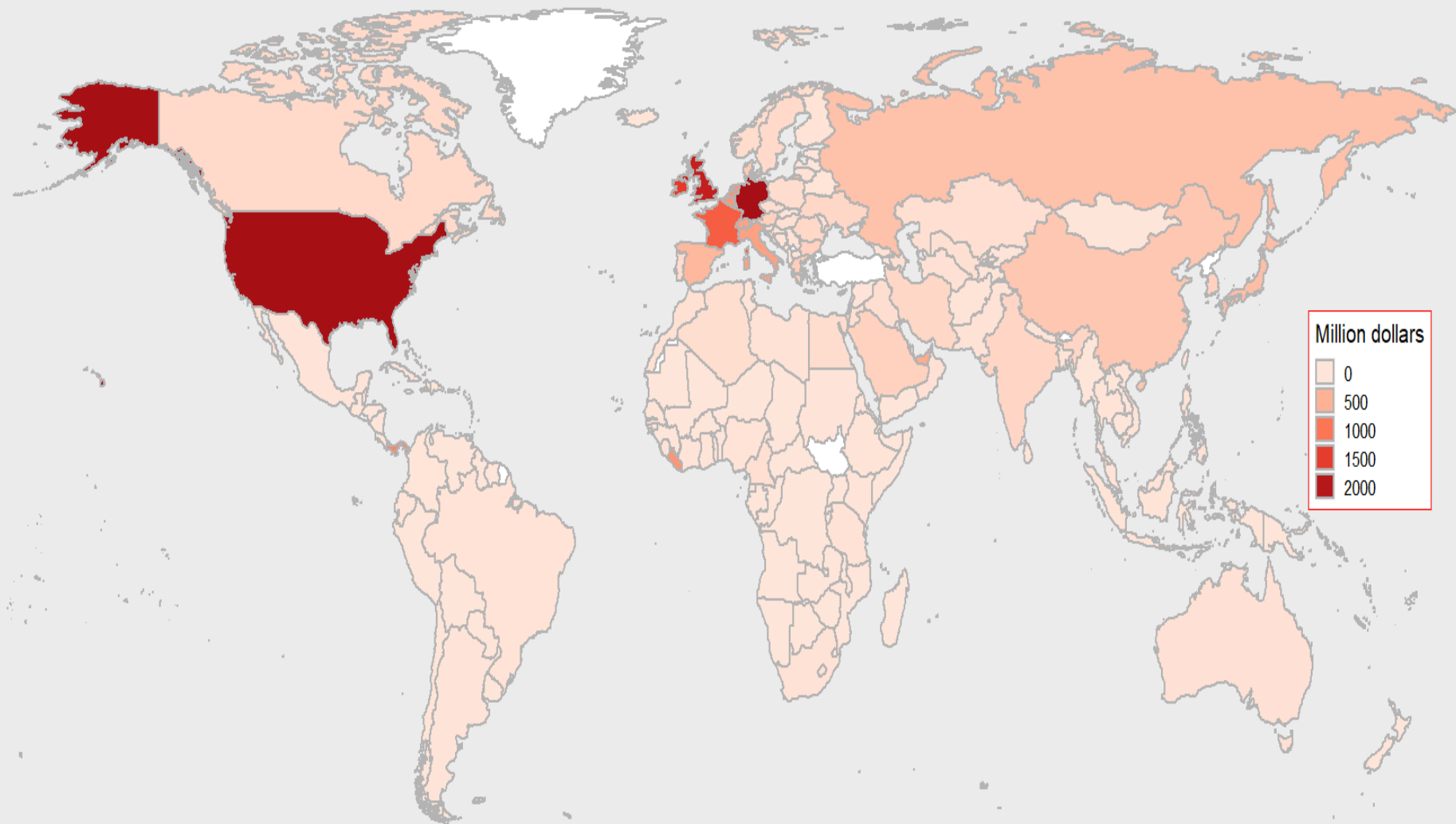
Display 50 records per page Search:

International Trade in Services Statistics		
International trade in services by type of main services	25 November 2020	<a href="#">XLS</a> <a href="#">W</a>
International trade in services by type of services	25 November 2020	<a href="#">XLS</a> <a href="#">W</a>
International trade in services by country groups	25 November 2020	<a href="#">XLS</a> <a href="#">W</a>
Services imports by countries	25 November 2020	<a href="#">XLS</a> <a href="#">W</a>
Services exports by countries	25 November 2020	<a href="#">XLS</a> <a href="#">W</a>

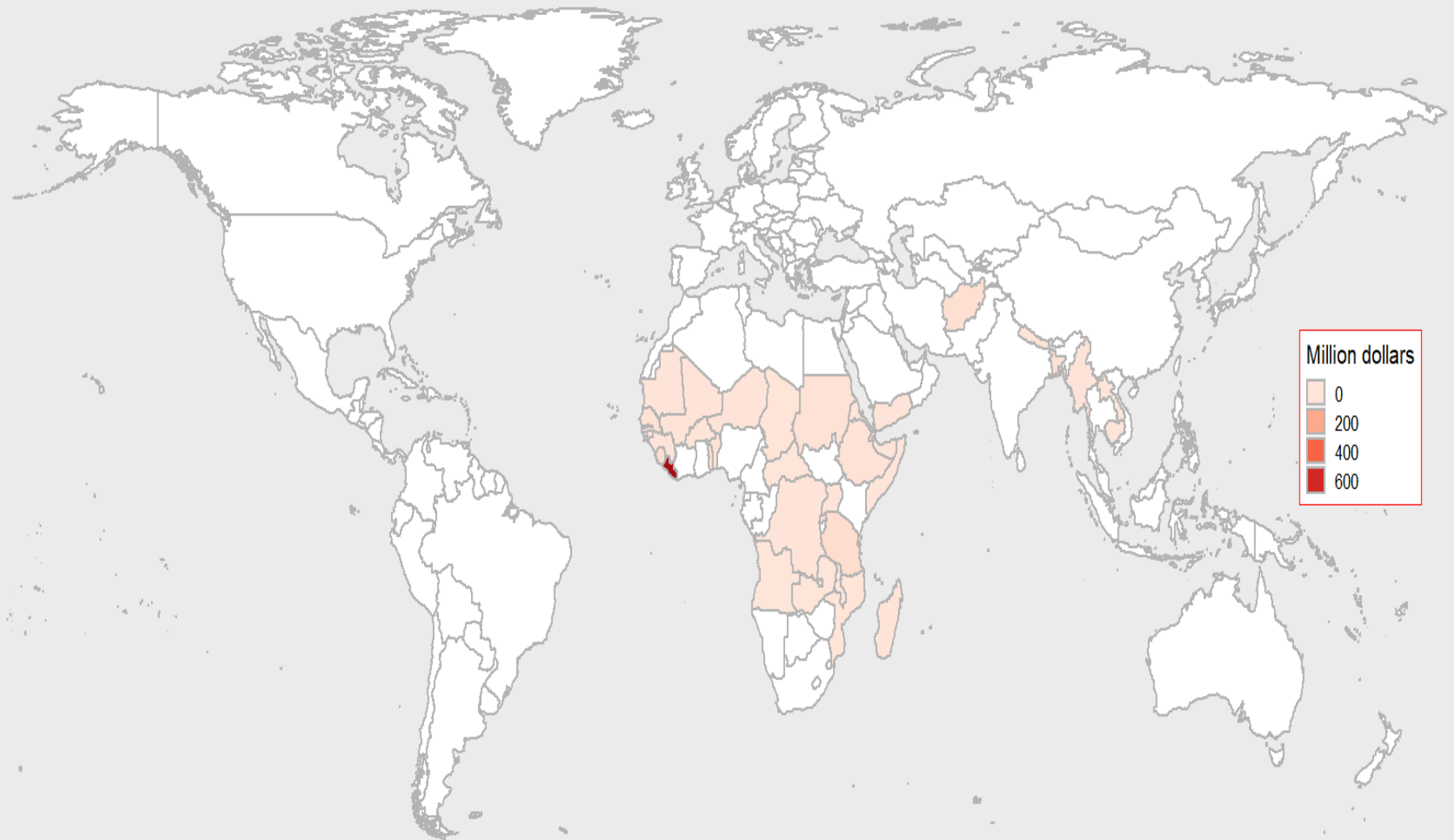
Showing 1 to 7 of 7 records

Önceki 1 Sonraki

# Turkey's Imports from World, 2019

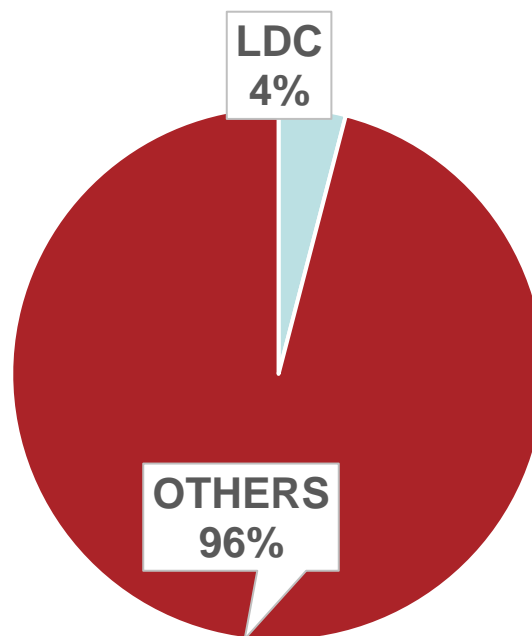


# Turkey's Imports from LDCs, 2019



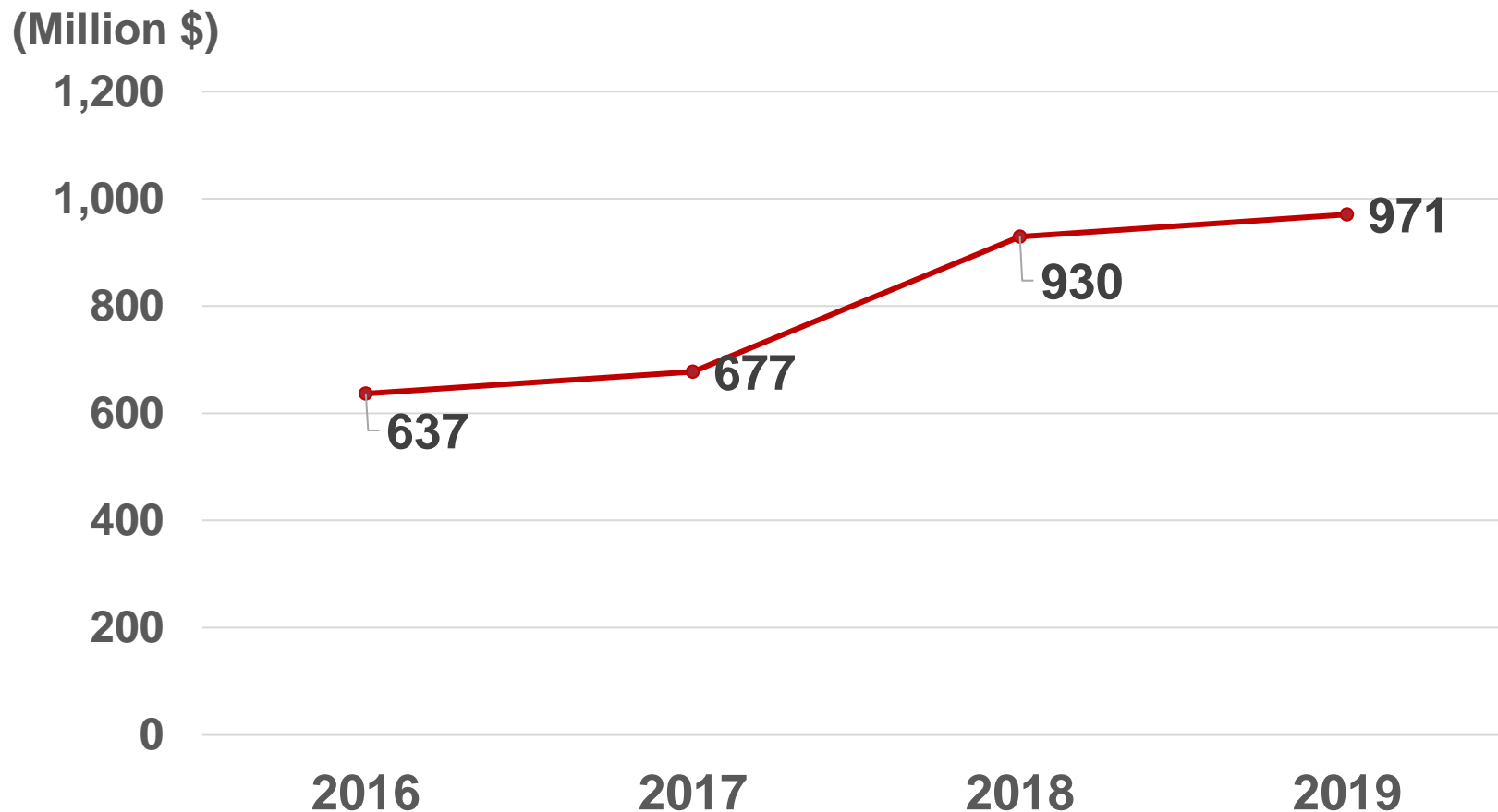
# Share of the Turkey's services imports from LDCs, 2019

(Travel is excluded)



Country group	Import 2019 (Million \$)
LDCs	971
OTHERS	22 982
TOTAL	23 953

## Turkey's services imports from LDC for 2016-2019 (Travel is excluded)



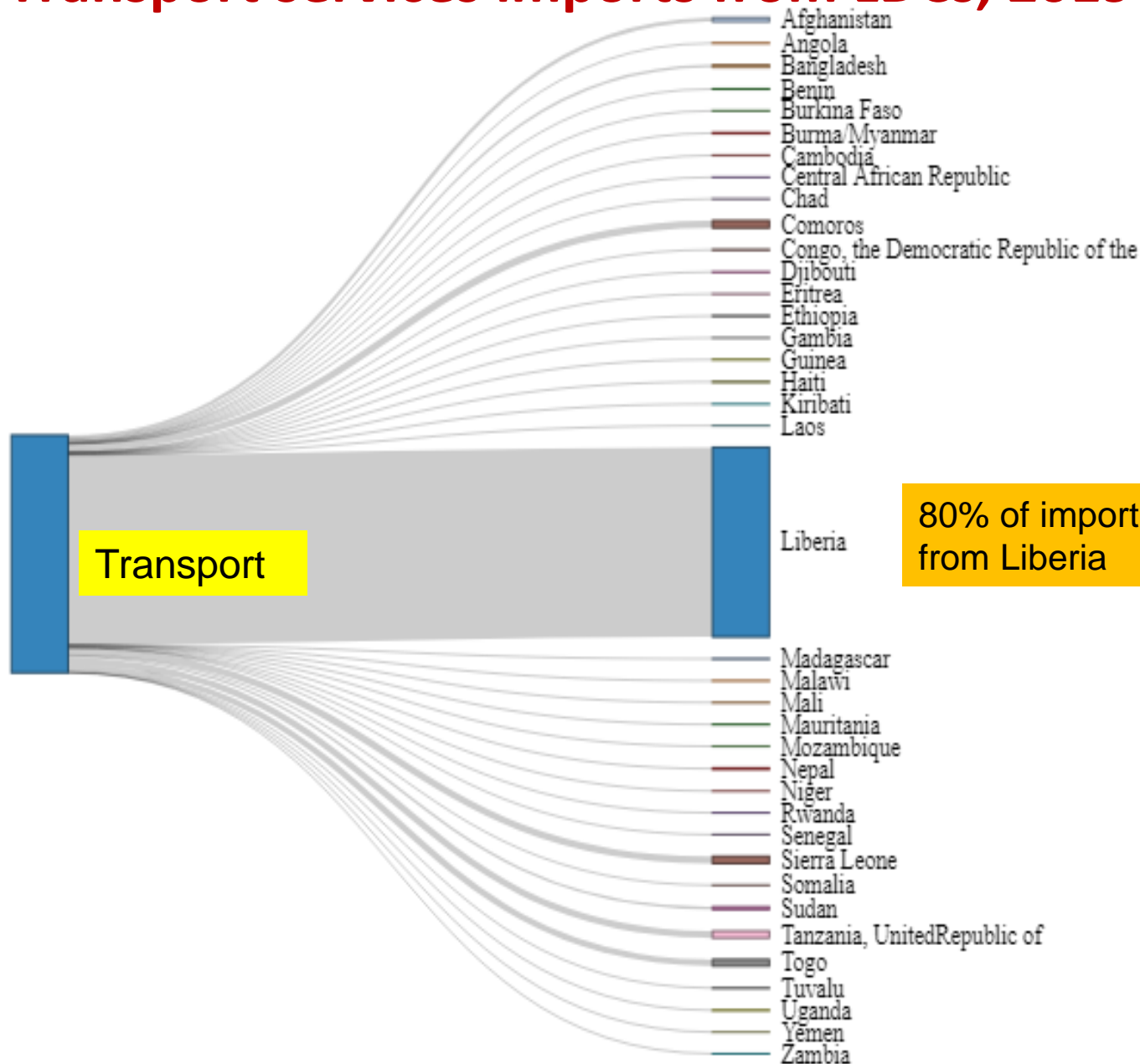


# Turkey's services imports from LDCs by main services sector (Travel is excluded)

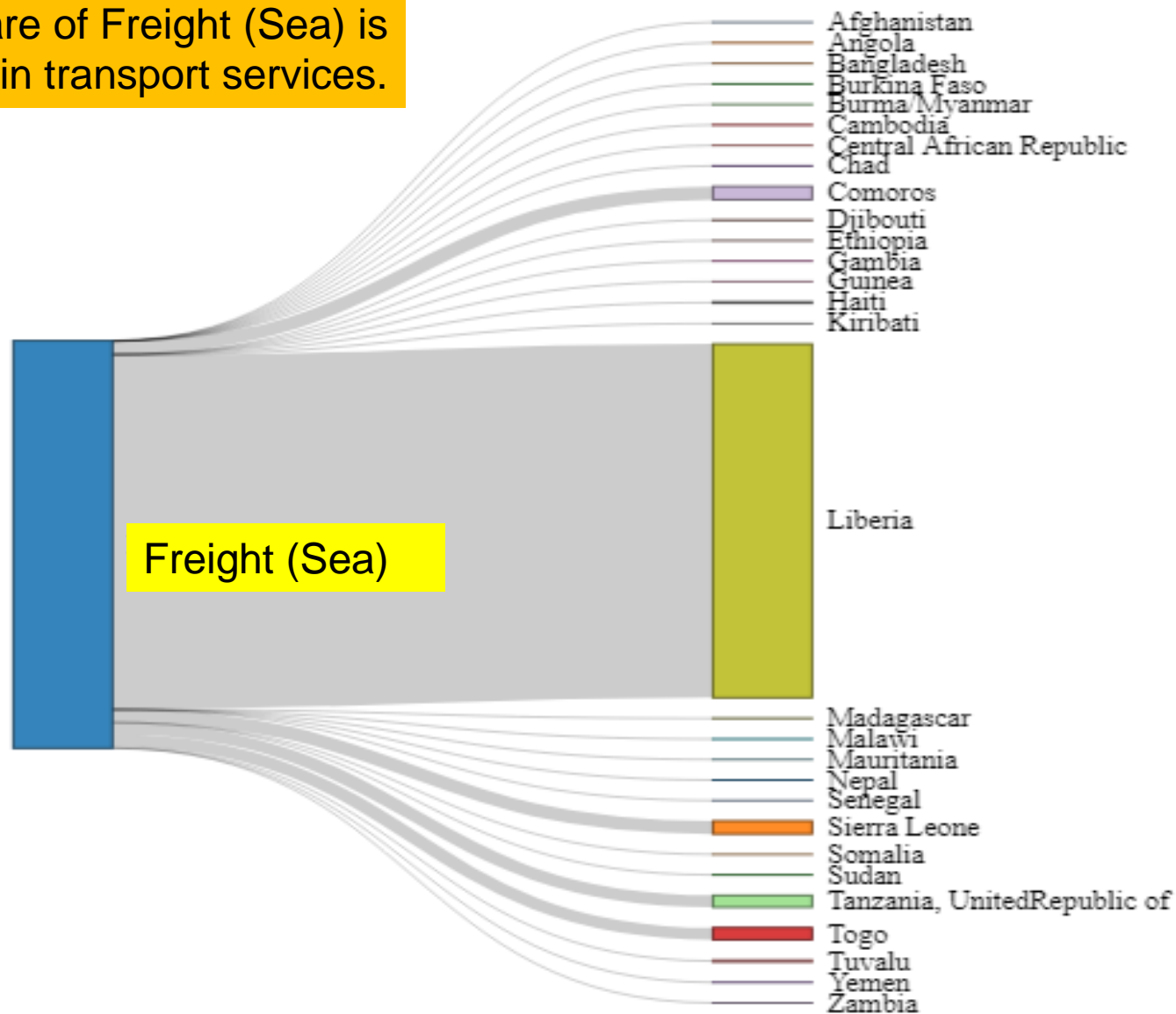
(Million \$)

Types of Services	Year			
	2016	2017	2018	2019
<b>Services (except Travel)</b>	<b>637</b>	<b>677</b>	<b>930</b>	<b>971</b>
Manufacturing services on physical inputs owned by others	0	0	0	0
Maintenance and repair services n.i.e.	1	0	2	0
Transport	543	630	840	904
Construction	0	0	1	2
Insurance and pension services	29	27	29	28
Financial services	54	4	38	18
Charges for the use of intellectual property n.i.e.	0	0	0	0
Telecommunications, computer and information services	6	2	4	3
Other business services	3	13	15	15
Personal, cultural and recreational services	0	0	0	0

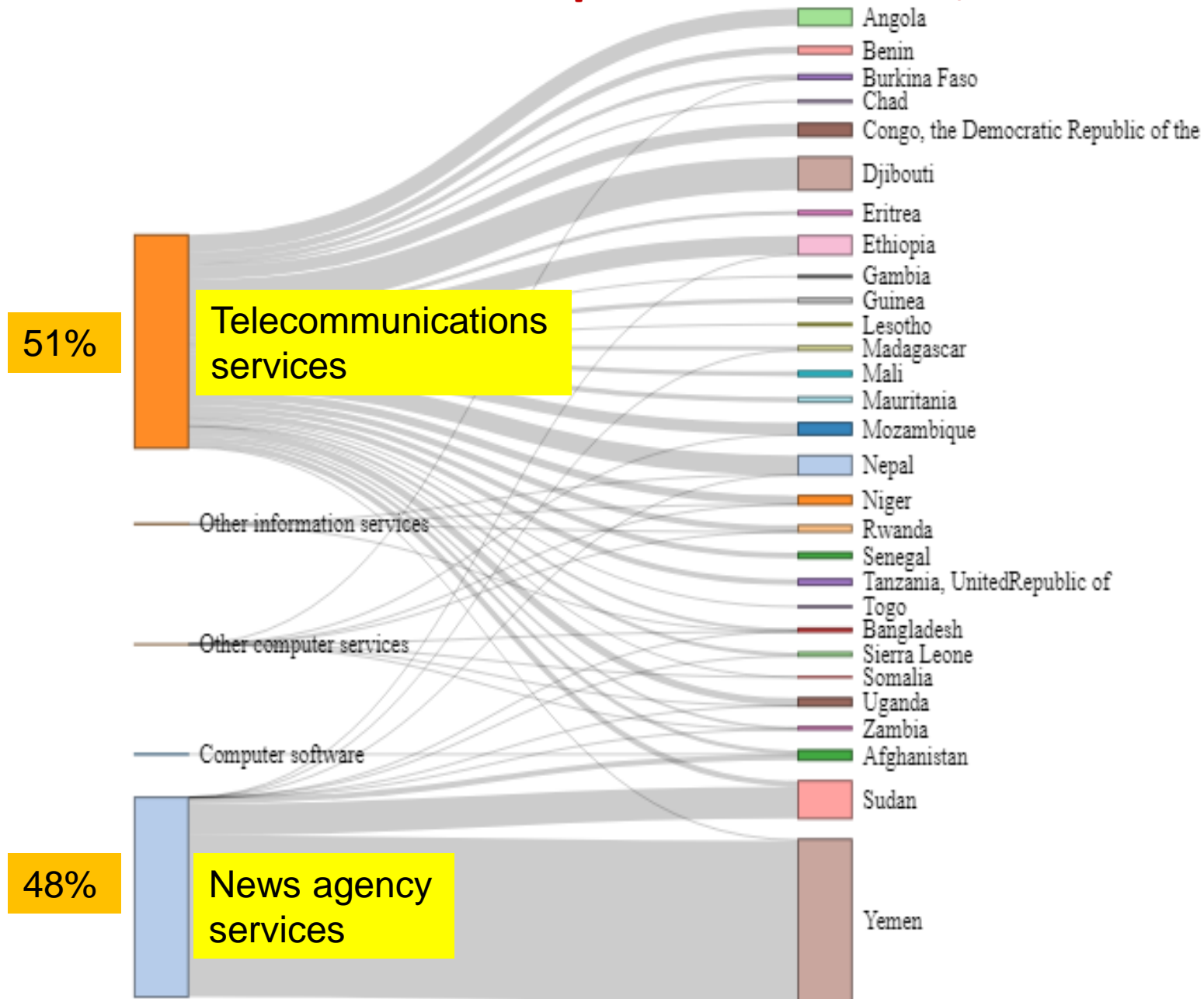
# Transport services imports from LDCs, 2019



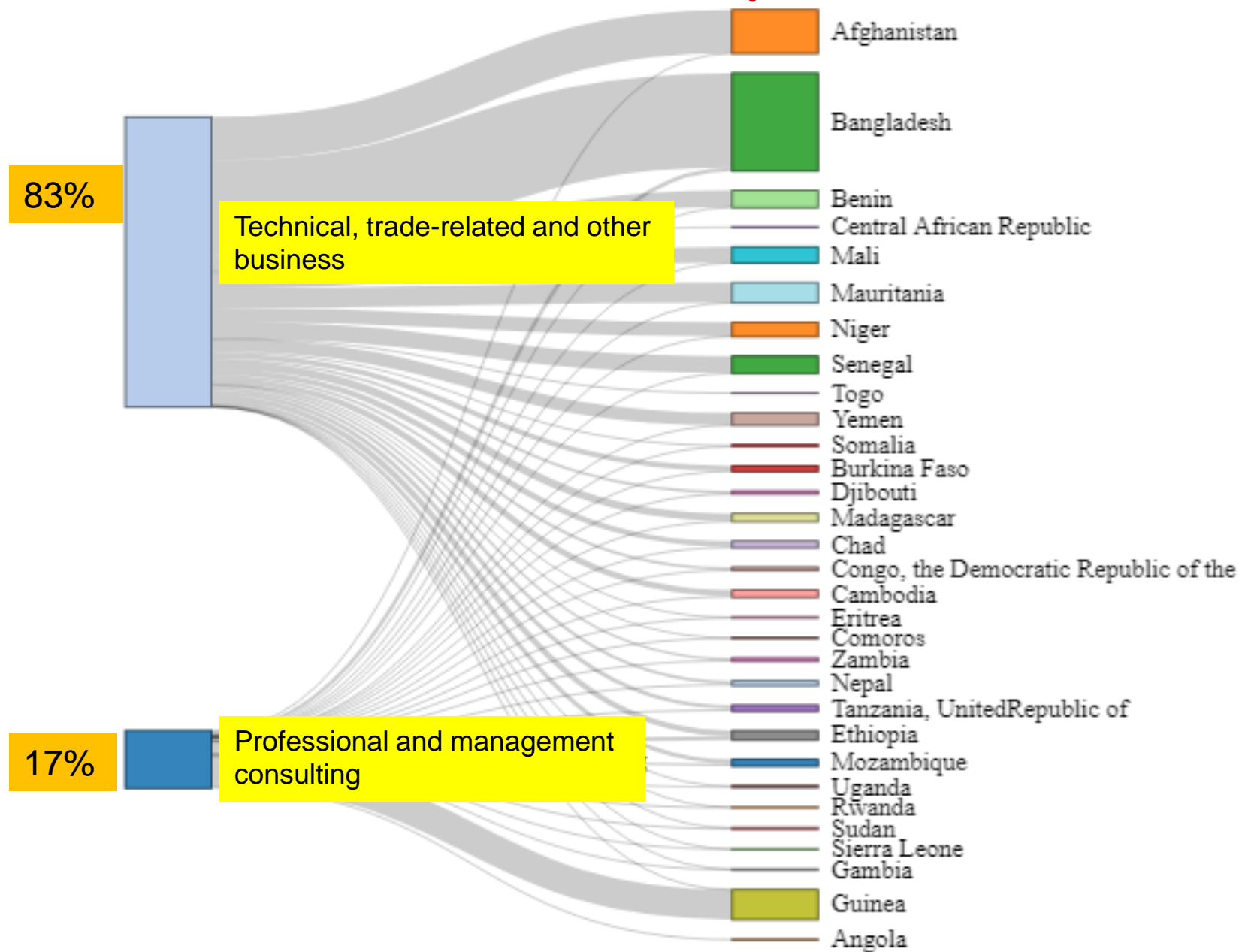
The share of Freight (Sea) is 92% in transport services.



# ICT services imports from LDCs, 2019



# Business services imports from LDCs, 2019



**Thank you.  
Any question?**