



WORLD TRADE
ORGANIZATION

SPS Transparency Workshop 30-31 October 2017



WORLD TRADE
ORGANIZATION

Session 6:

Overview of Members' level implementation of the SPS transparency provisions

Transparency Elements



■ Obligations

1. *Notification of draft SPS regulations*
2. *Designation of notification authority*
3. *Establishment of enquiry point*
4. *Publication of SPS regulations*

■ Beyond obligations

- *Taking advantage of notifications*

SPS Agreement:
Article 7
Annex B

G/SPS/7/Rev.3



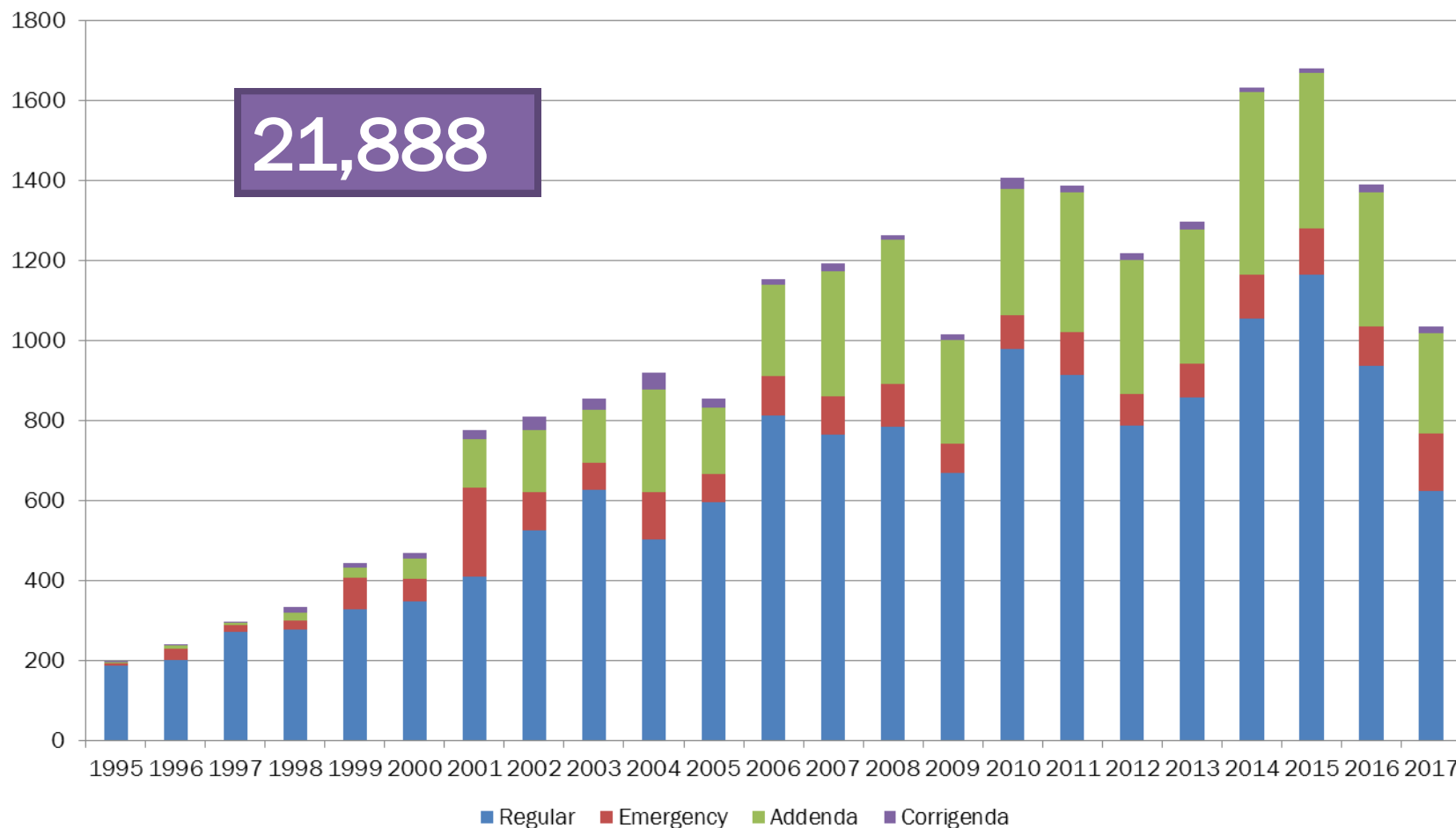
Notifying Members

- 125 Members (76%) out of 164 have submitted at least 1 notification to the WTO

- 2 more than last year:
 - *Rwanda*
 - *Seychelles*

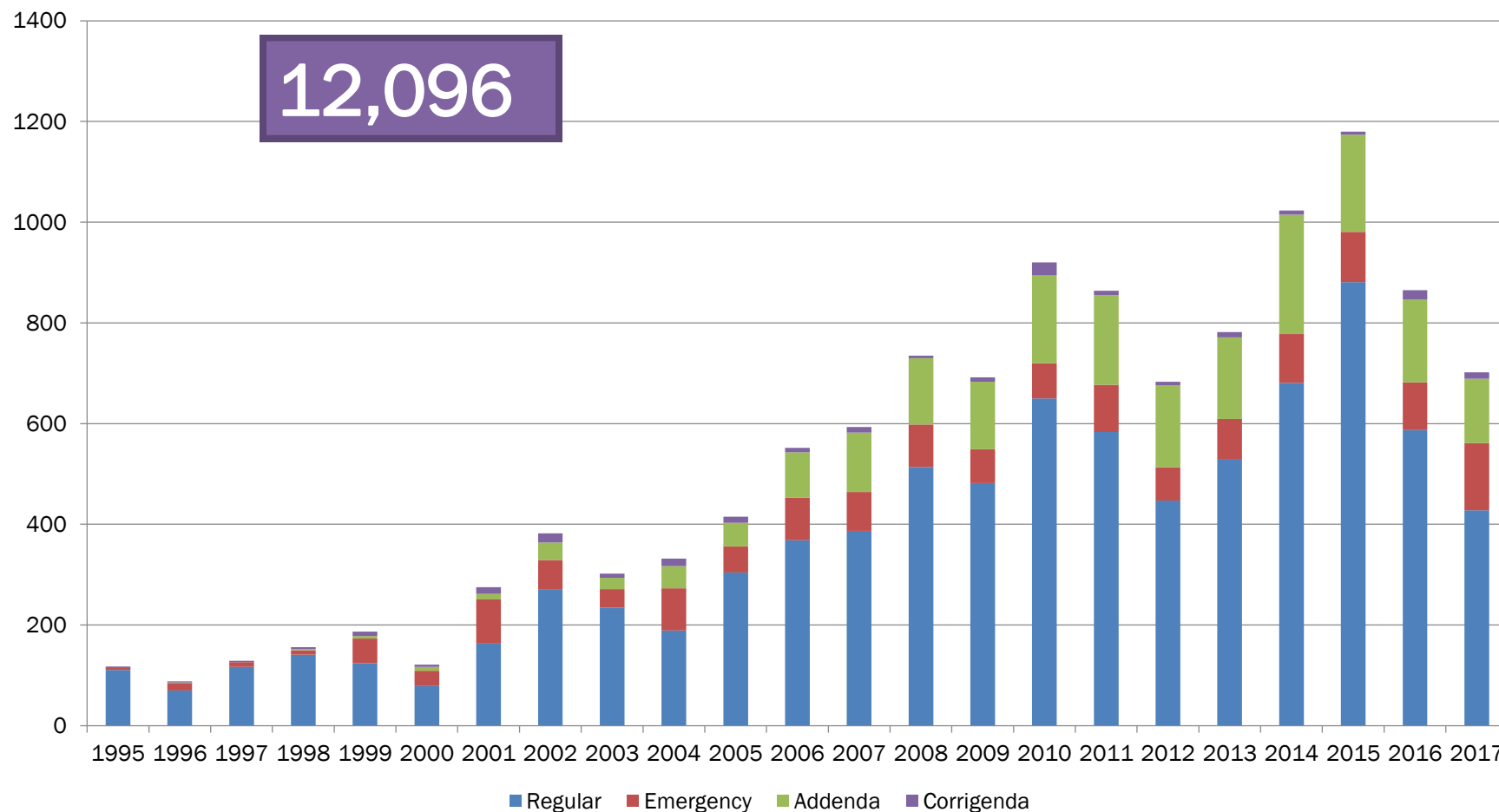


Notifications submitted: *1995 – 15 September 2017*

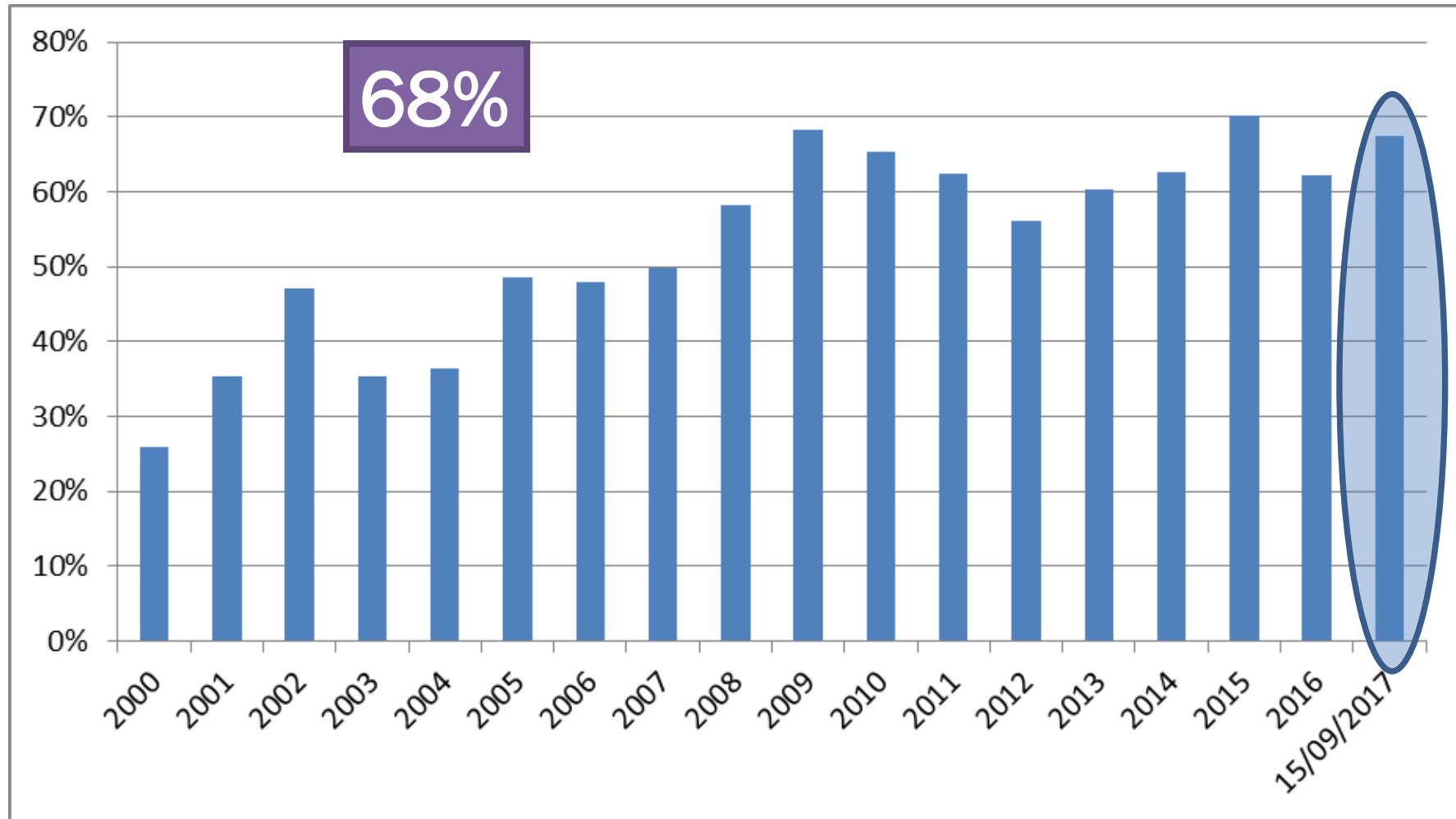




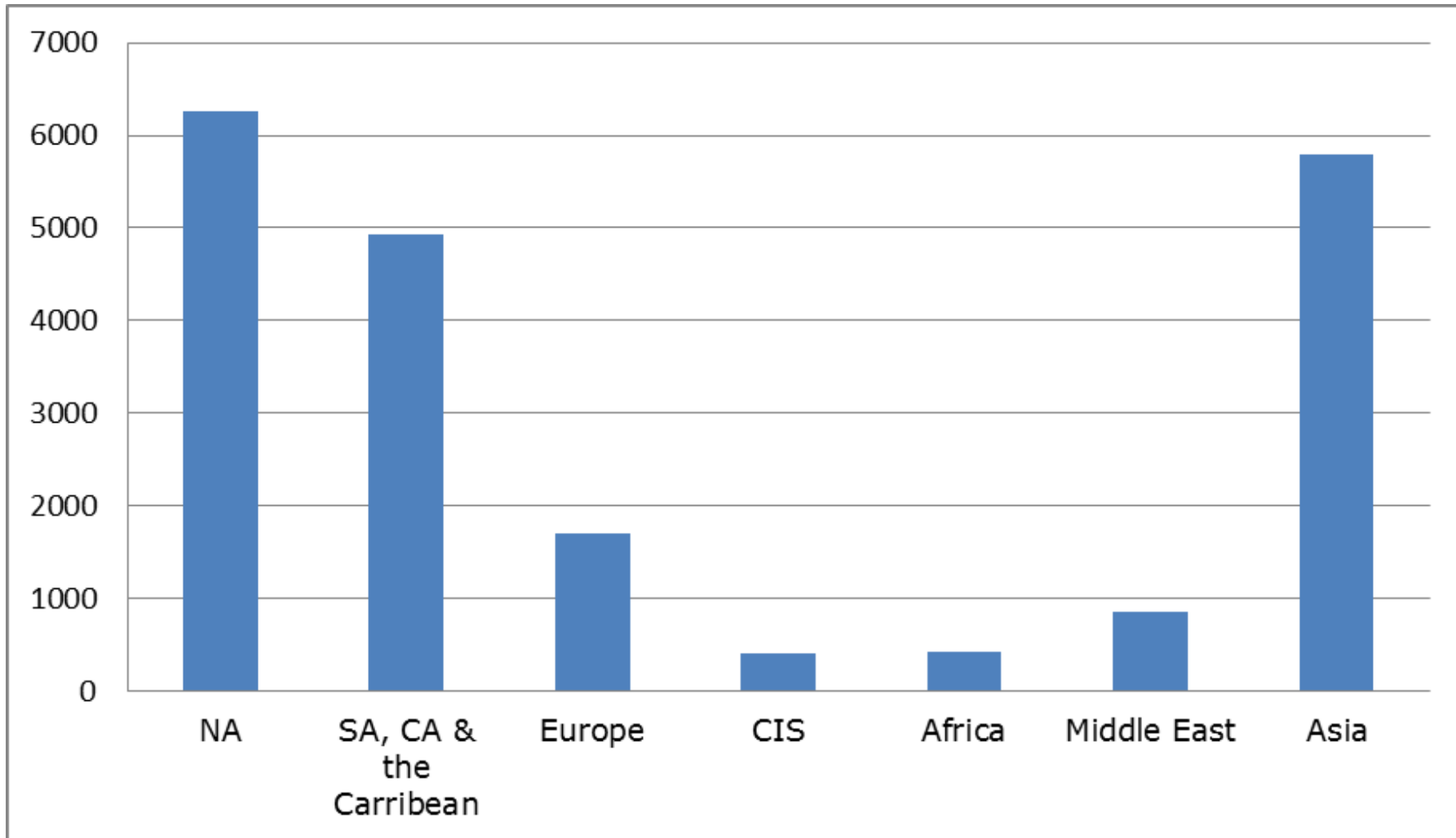
Notifications by Developing Country Members (including LDCs) 1995 – 15 September 2017



Share of Total Notifications Submitted by Developing Country Members (including LDCs)



Notifications by geographical region: 2000 – 15 September 2017



Active Notifiers since 1995



Regular Notifications			Emergency Notifications		
Member	Number of notifications	Share of Total	Member	Number of notifications	Share of Total
United States of America	2873	20%	Philippines	214	11%
Brazil	1331	9%	Albania	174	9%
China	1167	8%	Saudi Arabia, Kingdom of	124	6%
Canada	1149	8%	New Zealand	122	6%
Peru	651	4%	United Arab Emirates	83	4%
European Union	577	4%	United States of America	82	4%
Korea, Republic of	556	4%	Ukraine	80	4%
Japan	520	4%	Colombia	78	4%
Chile	518	4%	Peru	70	4%
Chinese Taipei	450	3%	Russian Federation	68	3%
New Zealand	440	3%	European Union	66	3%
Australia	401	3%	Thailand	46	2%
Mexico	287	2%	Chile	38	2%
Thailand	211	1%	Mexico	37	2%
Colombia	195	1%	Australia	36	2%

Active Notifiers

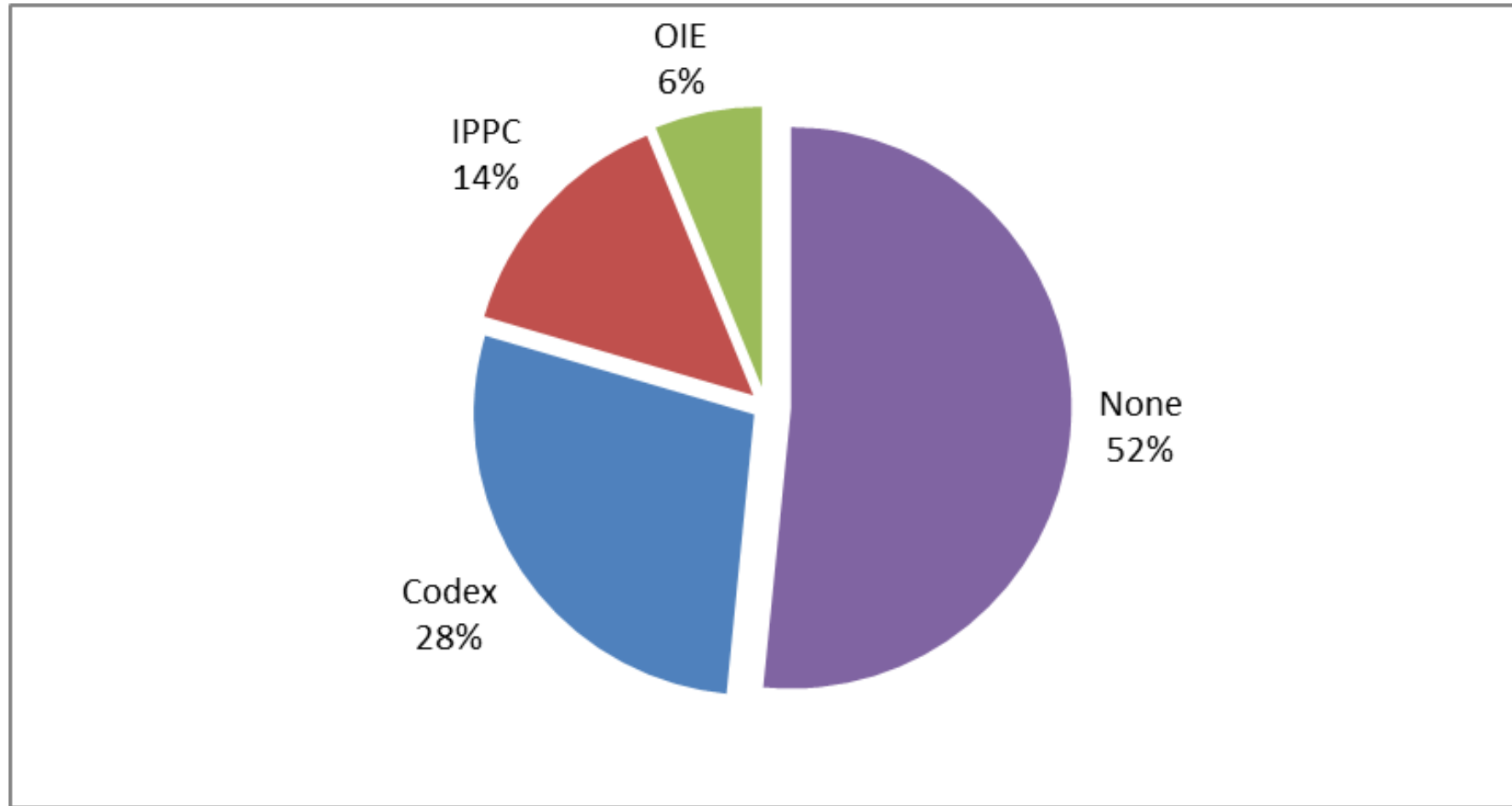


16 Sept. 2016 – 15 Sept. 2017

Regular Notifications			Emergency Notifications		
Member	Number of notifications	Share of Total	Member	Number of notifications	Share of Total
Brazil	118	14%	Saudi Arabia, Kingdom of	66	34%
Canada	80	9%	United Arab Emirates	32	16%
United States of America	63	7%	Philippines	29	15%
Japan	58	7%	Albania	8	4%
European Union	55	6%	New Zealand	6	3%
Peru	49	6%	Peru	6	3%
Chinese Taipei	38	4%	Ukraine	6	3%
India	36	4%	Russian Federation	6	3%
Australia	32	4%	South Africa	5	3%
Korea, Republic of	27	3%	Madagascar	5	3%

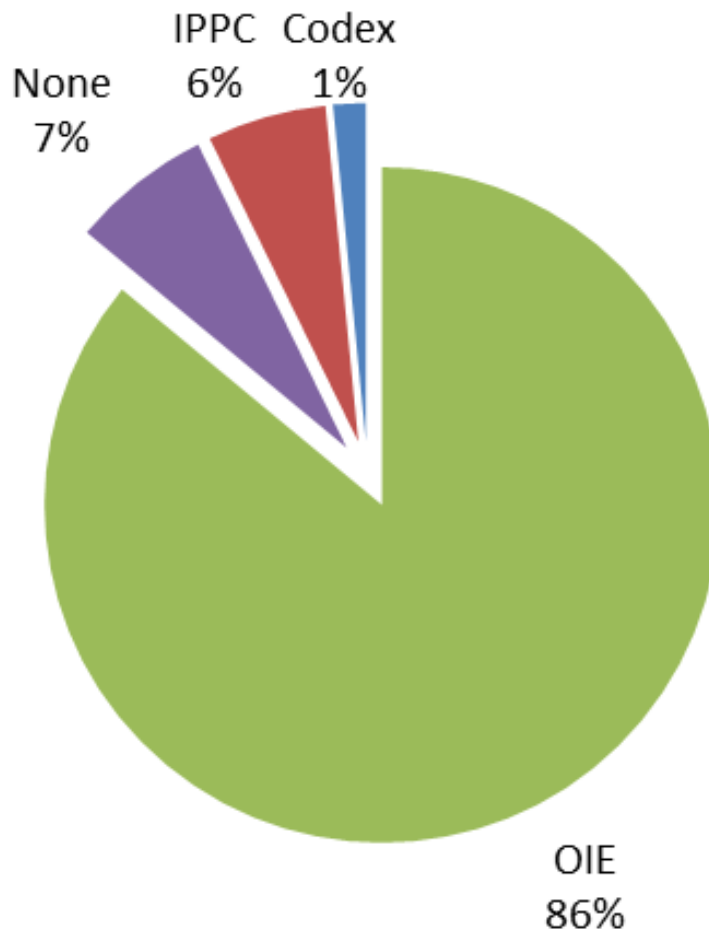
Regular notifications referring to a relevant international standard

16 Sept. 2016 – 15 Sept. 2017



Emergency notifications referring to a relevant international standard

16 Sept. 2016 – 15 Sept. 2017



Proposed dates provided in regular notifications



16 Sept. 2016 – 15 Sept. 2017

For adoption	26%
For publication	25%
For entry into force	22%

Comment period provided in regular notifications



16 Sept. 2016 – 15 Sept. 2017

All Members		
	No.	Share
No. of regular notifications	849	-
Comment period not indicated/not available	158	19%
Comment period ends before distribution date	4	0.4%
Comment period available	689	81%
Average comment period	52	
Developed country Members		
	No.	Share
No. of regular notifications	305	-
Comment period not indicated/not available	86	28%
Comment period ends before distribution date	2	0.6%
Comment period available	218	71%
Average comment period	60	
Developing country Members		
	No.	Share
No. of regular notifications	544	-
Comment period not indicated/not available	72	13%
Comment period ends before distribution date	2	0.4%
Comment period available	471	87%
Average comment period	48	



Overview regarding the level of
implementation of the transparency
provisions of the SPS Agreement

G/SPS/GEN/804/Rev.10



WORLD TRADE
ORGANIZATION

THANK YOU!

SPS Gateway

<http://www.wto.org/sps>