



SPS Transparency  
Workshop  
12-13 October 2015

# **Session 5:**

## **20 Years of Transparency**



WTO OMC

# Transparency Elements



## ■ Obligations

1. Notification of draft SPS regulations
2. Designation of notification authority
3. Establishment of enquiry point
4. Publication of SPS regulations

## ■ Beyond obligations

- Taking advantage of notifications

**SPS Agreement:**  
**Article 7**  
**Annex B**

**G/SPS/7/Rev.3**



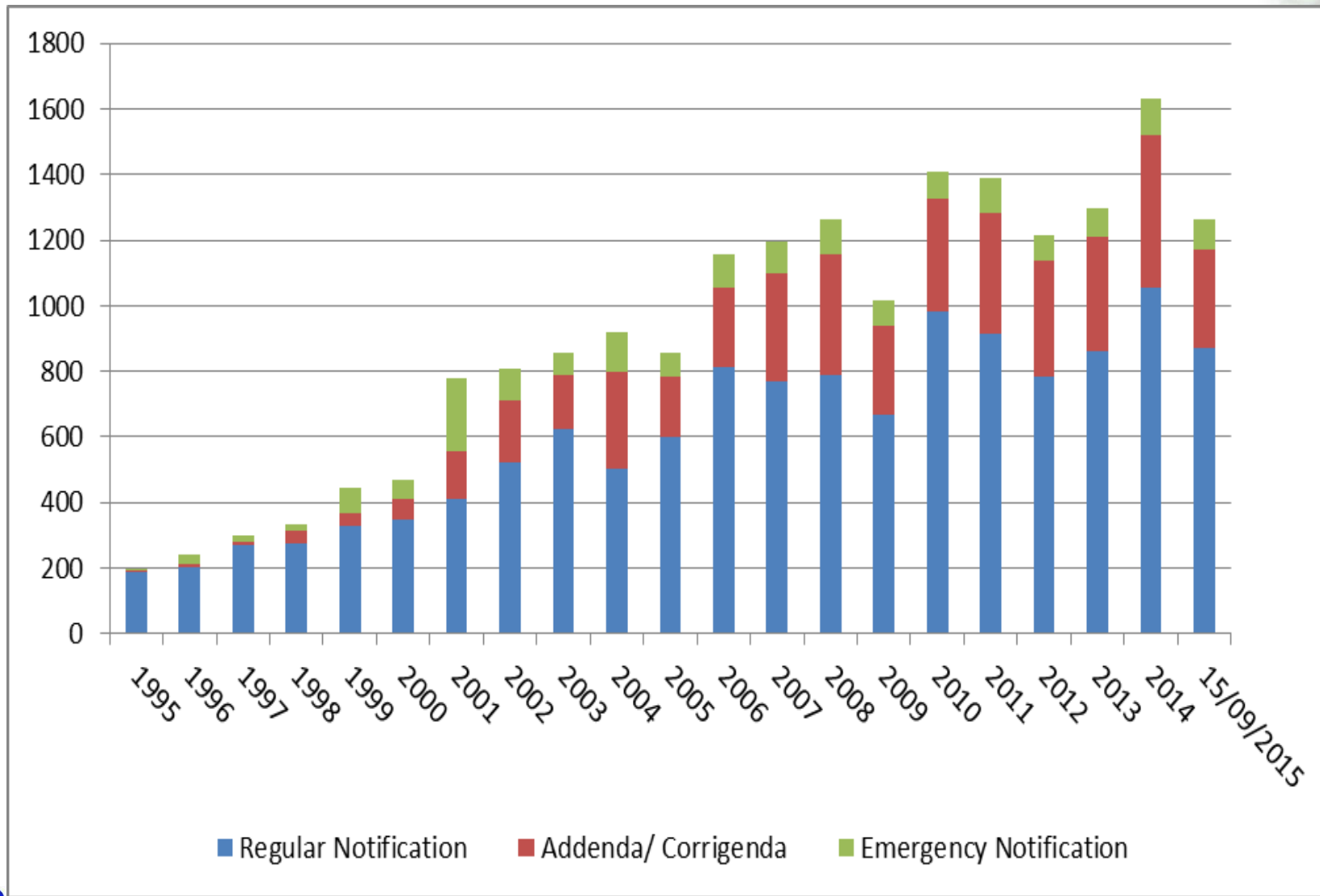
# Notifying Members



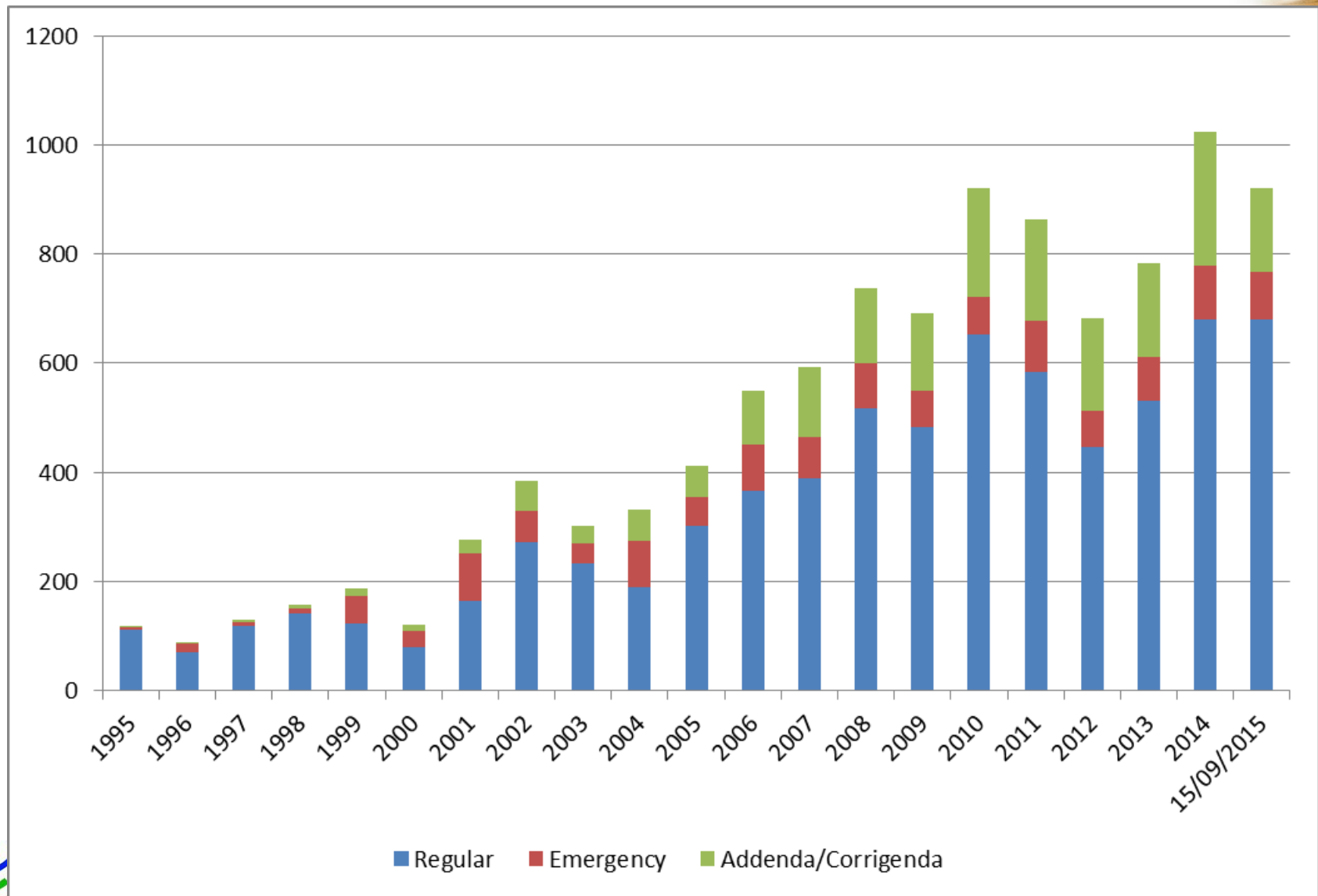
- 119 Members (69%) out of 161 have submitted at least 1 notification to the WTO
- 8 more than last year:
  - Burkina Faso
  - Central African Republic
  - Guinea
  - Haiti
  - Kyrgyz Republic
  - Nigeria
  - Togo
  - Tunisia



# Notifications submitted since 1995

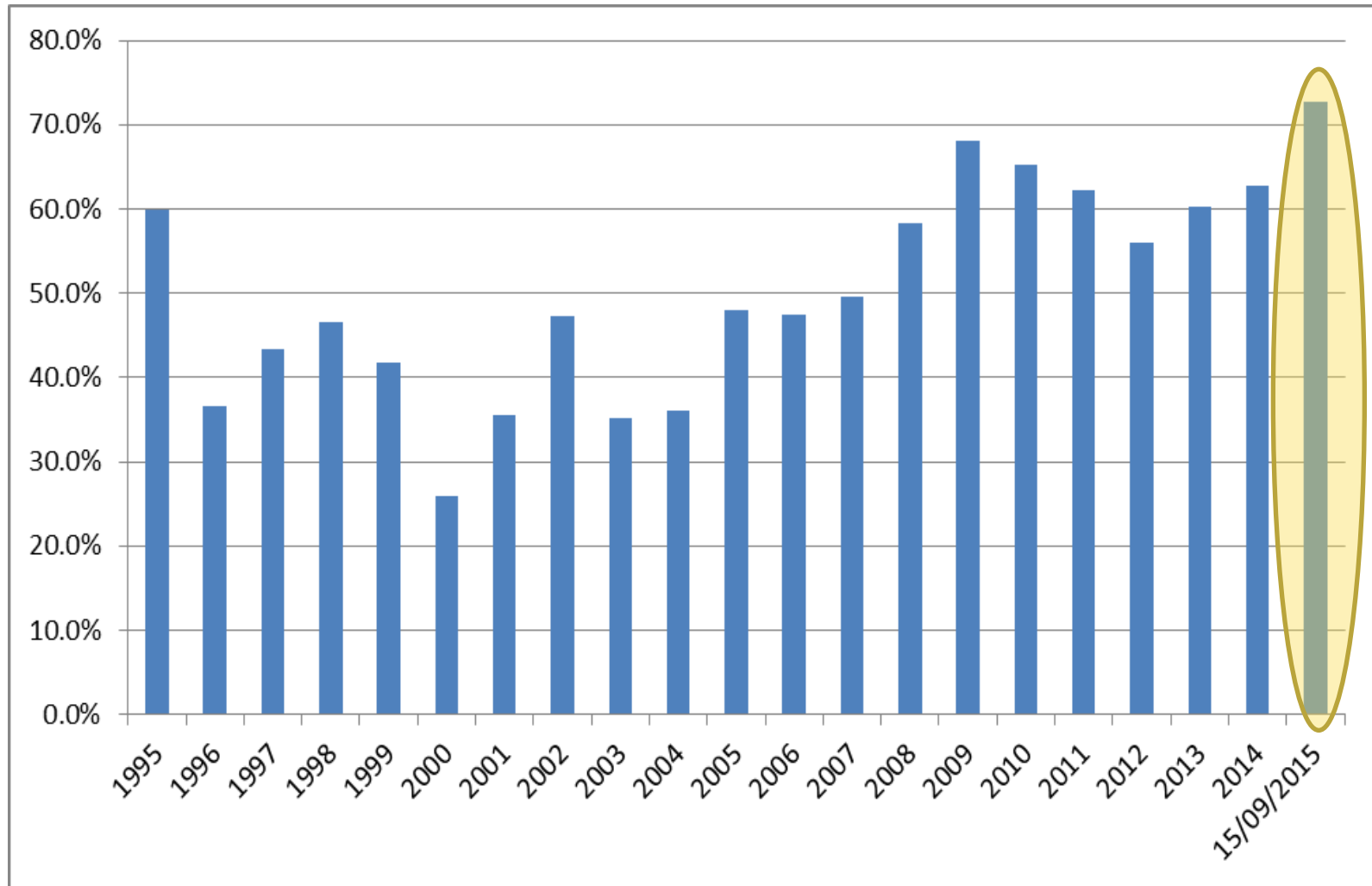


# Notifications by Developing Country Members (including LDCs)

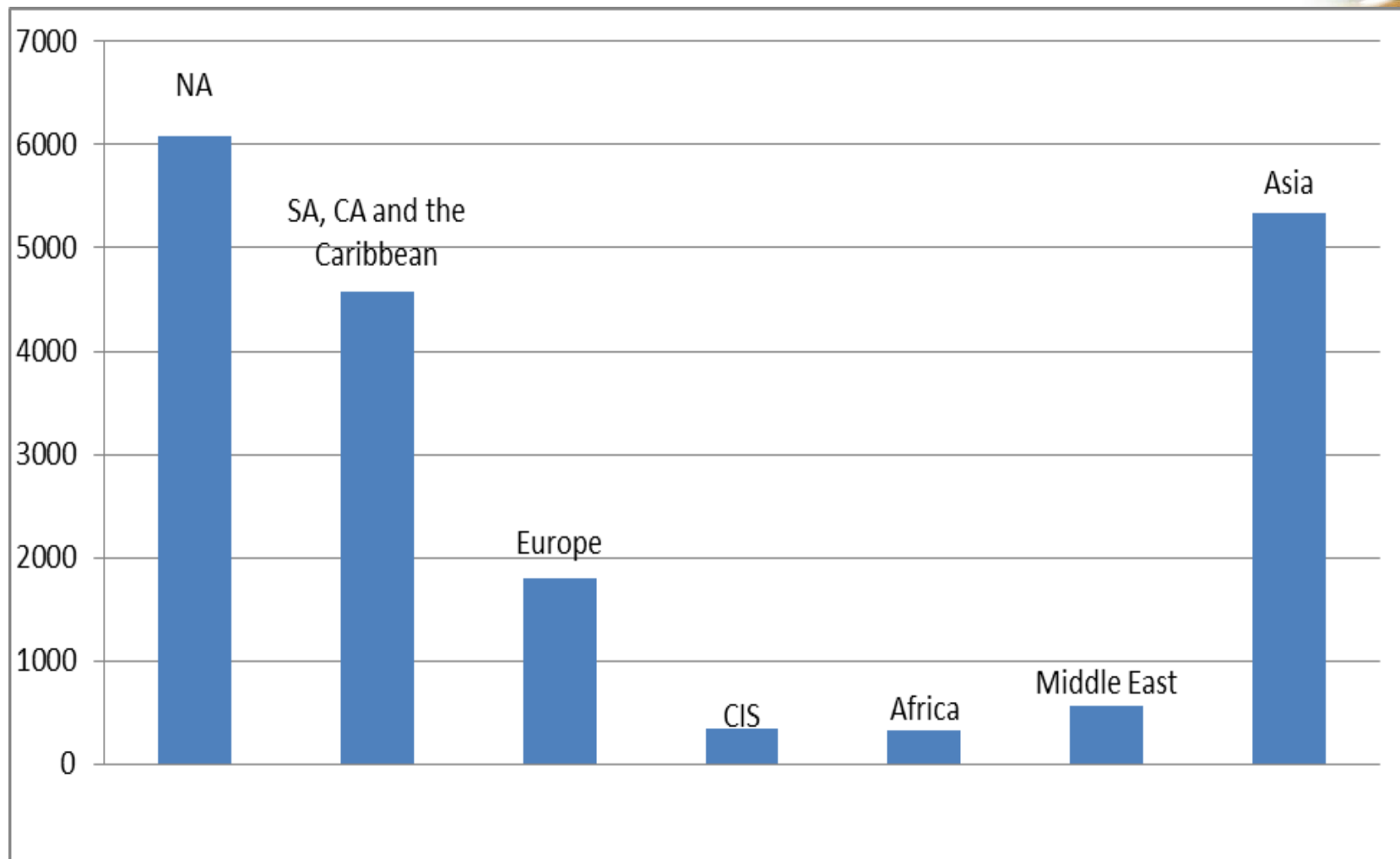




# Share of Total Notifications Submitted by Developing Country Members (including LDCs)



# Notifications by Geographical Region since 1995





# Active Notifiers since 1995



Regular Notifications			Emergency Notifications		
Member	Number of notifications	Share of Total	Member	Number of notifications	Share of Total
United States of America	2,695	21%	Philippines	180	10%
China	1,115	9%	Albania	160	10%
Brazil	1,083	8%	New Zealand	113	7%
Canada	963	8%	United States of America	83	5%
Peru	555	4%	Colombia	76	5%
European Union	496	4%	Ukraine	72	4%
Korea, Republic of	496	4%	European Union	64	4%
Chile	479	4%	Peru	63	4%
Japan	412	3%	Russian Federation	53	3%
New Zealand	412	3%	Thailand	45	2%
Chinese Taipei	370	3%	Saudi Arabia, Kingdom of	41	2%
Australia	341	3%	United Arab Emirates	41	2%
Mexico	255	2%	Chile	37	2%
Thailand	197	2%	Mexico	37	2%
Colombia	184	1%	Canada	32	2%

# Active Notifiers

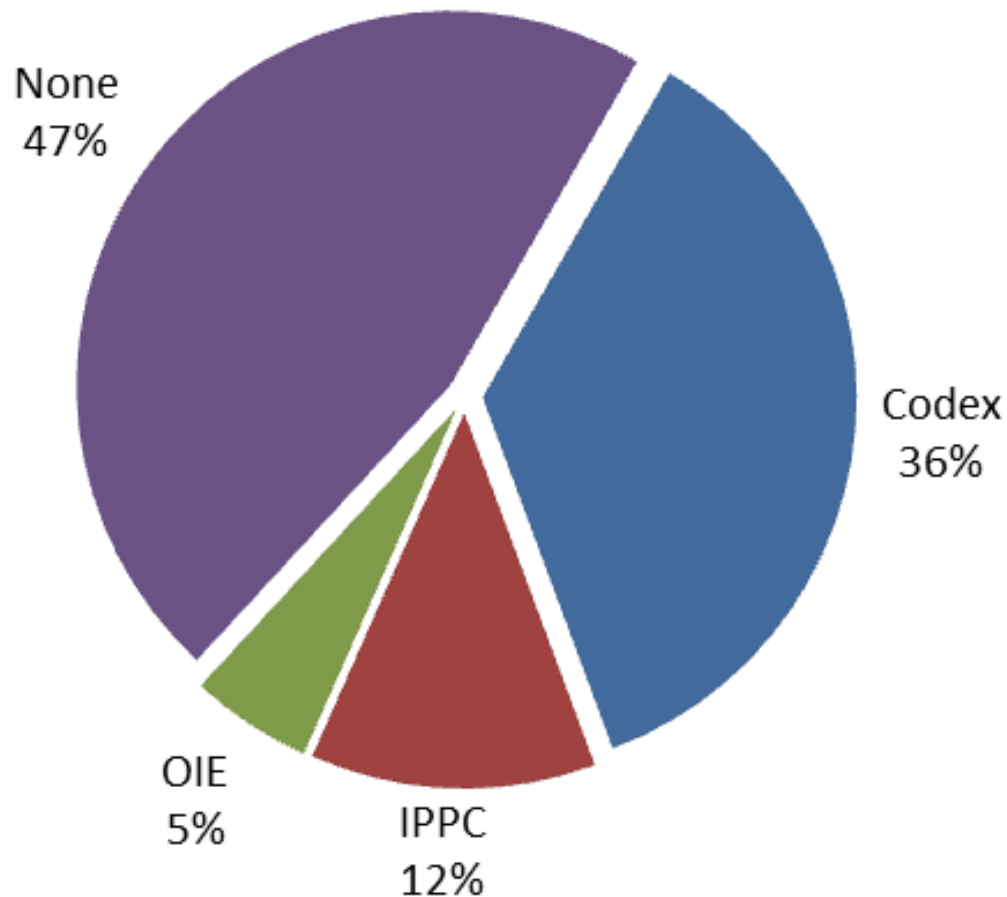
## 15 Sept. 2014 – 15 Sept. 2015



Regular Notifications			Emergency Notifications		
Member	Number of notifications	Share of Total	Member	Number of notifications	Share of Total
China	320	27%	Philippines	26	19%
Brazil	91	8%	Russian Federation	16	12%
Canada	83	7%	United Arab Emirates	16	12%
United States of America	83	7%	Saudi Arabia, Kingdom of	15	11%
Japan	63	5%	Jordan	8	6%
Peru	59	5%	Chinese Taipei	6	4%
European Union	46	4%	Costa Rica	6	4%
Chinese Taipei	39	3%	Albania	4	3%
Saudi Arabia, Kingdom of	36	3%	Morocco	4	3%
Korea, Republic of	31	3%	New Zealand	3	2%

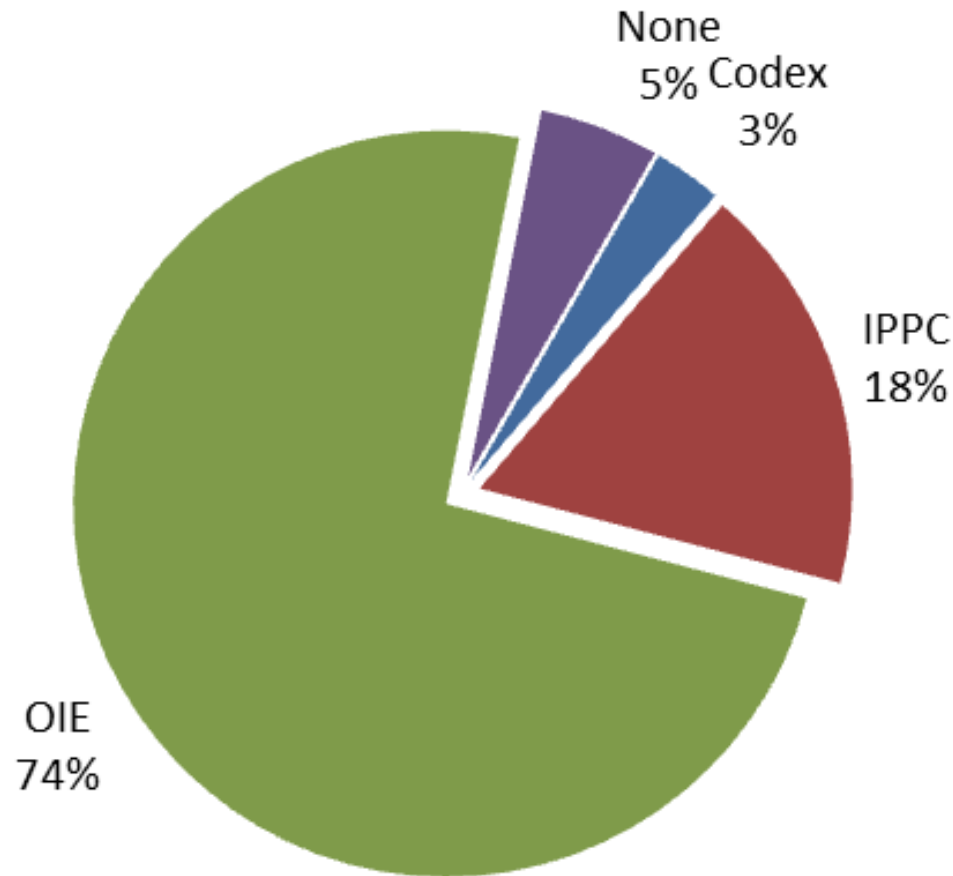
# Regular notifications referring to a relevant international standard

15 Sept. 2014 – 15 Sept. 2015



# Emergency notifications referring to a relevant international standard

15 Sept. 2014 – 15 Sept. 2015



# Proposed dates provided in regular notifications

## 15 Sept. 2014 – 15 Sept. 2015



For adoption	21%
For publication	18%
For entry into force	21%



# Comment period provided in regular notifications

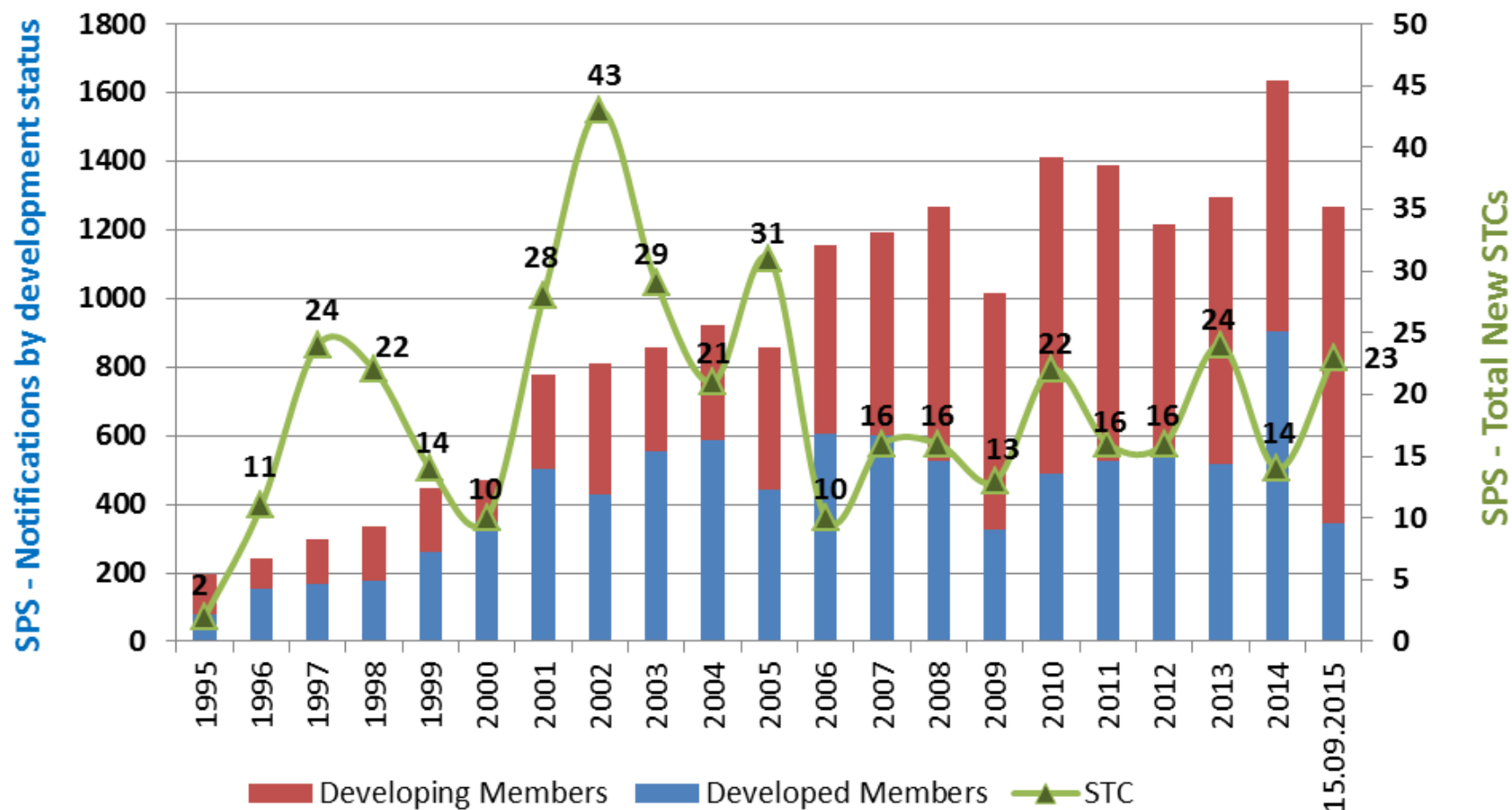
15 Sept. 2014 – 15 Sept. 2015



All Members		
	No.	Share
No. of regular notifications	1,167	-
Comment period not indicated/not available	201	17%
Comment period ends before distribution date	5	0.4%
Comment period available	967	83%
Average comment period	55	
Developed country Members		
	No.	Share
No. of regular notifications	312	-
Comment period not indicated/not available	92	29%
Comment period ends before distribution date	1	0.3%
Comment period available	220	71%
Average comment period	57	
Developing country Members		
	No.	Share
No. of regular notifications	855	-
Comment period not indicated/not available	109	13%
Comment period ends before distribution date	4	0.5%
Comment period available	746	87%
Average comment period	55	



# Notifications and STCs submitted since 1995





# For more information



Overview regarding the level of  
implementation of the transparency  
provisions of the SPS Agreement

**G/SPS/GEN/804/Rev.8**

